



What to do BEFORE you try for a Blue Ribbon

Click on the + sign on the blue banner when you log into Study Island:

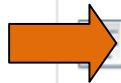
My Class

ALL_3rd Grade



Click on the subject area to see the topics you need to work on.

See how many blue ribbons you have achieved and how many more you have to go:



3.5 ELA Pathway

Due: Sun, Mar 31, 2013 (end of day)

1/4

This student has 3 more ribbons to earn in this pathway.

Check for missing Blue Ribbons::

There are 3 topics I need to work on. But I want to make sure I understand first.

3.5 ELA Pathway		Start Studying		
Topic	Your Results Items:Score	Passing Goal Items:Score	Grade	
1. Text Organization - Lesson	5 : 80%	5 : 65%	P	
2. Readings - Lesson	0 : -	10 : 70%	-	
3. Graphics and Charts - Lesson	0 : -	10 : 70%	-	
4. Practical Texts, Directions, and Ads - Lesson	0 : -	10 : 70%	-	

Click on "Lesson" for a short lesson on the topic.

3. Graphics and Chart - Lesson

0 : -

10 : 70%

-

1. You might have to scroll down for the Video



2. Click on the icon that looks like this:



3. Click on the play button and watch to learn more about your topic



You can also use practice flash cards when you click on this icon:



0 :- 10 : 70% -

Choose the number of flash cards. Select "Interactive Flash Cards" to practice on your computer



Click on "flip" to see the answer. Click on "next" to see the next card.



So...How Can I Get Those Blue Ribbons?

Click on the + sign on the blue banner when you log into Study Island:

My Class

ALL_3rd Grade



See how many blue ribbons you have achieved and how many more you have to go:

My Class

ALL_3rd Grade		Message Teacher	
Sort by: Due Date		Topics Passed	% Correct
	3.1 ELA Pathway Due: Wed, Oct 31, 2012 (end of day)	4/4	96.6%
	3.1 Math Pathway Due: Wed, Oct 31, 2012 (end of day)	8/8	92.7%

Click on the subject area to see the topics you need to work on.



This student has earned all of the blue ribbons this month. If this said 2/4, you would know that you had 2 more blue ribbons to work toward.

How can I get those Blue Ribbons? ...continued

Check that there are blue ribbons beside the topics for Pathway:

Practice & Instruction Assignment

3.1 ELA Pathway		Your Results Items:Score	Passing Goal Items:Score	Grade
1.	 Multiple-Meaning Words - Lesson 	22 : 95.5%	10 : 70%	
2.	 Synonyms and Antonyms - Lesson 	15 : 100%	10 : 70%	A
3.	 Root Words and Affixes - Lesson 	12 : 91.7%	10 : 70%	A
4.	 Context Clues - Lesson 	10 : 100%	10 : 70%	A


Note: The statistics above are based on your start date which is 07/30/12.

Remember, you need to complete at least 10 items and get at least 7 correct to get your Blue Ribbon!

****Click on the blue ribbons to print certificates!**

What if I don't get my ribbon, but other assignments pop up?

Other icons mean you should continue working to achieve those ribbons:

1.	 Multiple-Meaning Words - Lesson 
	 Multiple-Meaning Words - Lesson 
2.	 Synonyms and Antonyms - Lesson 
	 Synonyms and Antonyms - Lesson 
3.	 Root Words and Affixes - Lesson 
4.	 Context Clues - Lesson 
	 Context Clues - Lesson 

Legend

 Topic Passed

 Go To Next Topic
(needs additional assistance)

 Flash Cards

 Building Block Topic Passed

 Building Block Topic

 Virtual Lab Activity



The end goal is the blue ribbon! Your teacher is here to support your student in attaining these...be sure to attend Class Connect sessions for additional practice, tips and tricks to master the concepts and be a Blue Ribbon Achiever!



What are Building Blocks in Study Island?

 Go To Next Topic
(needs additional assistance)





~ Work on the topic below to get more practice.

 Building Block Topic Passed

~ You mastered the extra practice, Great Job! Now you have to go back to the original topic to go for the Blue Ribbon.

Here is an example:

	5.  Real World Whole Number Problems - Lesson 	20 : 35%	10 : 70%	BB
	 Real World Problems - Lesson	10 : 100%	10 : 70%	 A 

In this example, the student tried for the blue ribbon, but showed that they needed some background material to help them master it . Because of this, they were assigned a building block . They scored "Advanced" on the building block link, so they got a white ribbon . NOW, they need to go back to the topic with the  to try for their Blue Ribbon.